



# Men's Basketball Championship Tournament

**February 28 - Quarterfinals**  
**March 2 - Semifinals**  
**March 4 - Championship Game On FSN Northwest**  
**5 p.m. (PST)**

**\$2.00**

# Conference History

The Great Northwest Athletic Conference, which is comprised of 10 schools located in five U.S. states and one Canadian province, has established itself as one of the top NCAA Division II conferences during its brief 10-year history.

The conference, which was officially founded on July 1, 2001, includes four schools in the state of Washington - Central Washington University, Saint Martin's University, Seattle Pacific University and Western Washington University.

The GNAC also includes the University of Alaska Anchorage, the University of Alaska Fairbanks, Montana State University Billings, Northwest Nazarene University (Idaho), Western Oregon University and Simon Fraser University (British Columbia).

Humboldt State University (Calif.) and Seattle University were charter members of the conference but left following the 2005-06 and 2007-08 seasons, respectively.

MSU Billings joined the GNAC on July 1, 2007. Simon Fraser, which began play in the GNAC this past fall, is the first Canadian institution to be granted NCAA and GNAC membership.

The GNAC sponsors championships in eight men's and eight women's sports, including football, volleyball, men's and women's soccer, men's and women's cross country, men's and women's basketball, baseball, men's and women's golf, softball, men's and women's indoor track and field and men's and women's outdoor track and field. Humboldt State and Dixie State are currently affiliate members of the GNAC for football.

GNAC teams have earned 49 national Top 10 finishes including seven in men's basketball and nine in women's basketball during the conference's first nine seasons.

Seattle Pacific reached the women's national championship game in 2005 and Alaska Anchorage qualified for the national semifinals in both 2008 and 2009.

Humboldt State, Seattle Pacific and Alaska Anchorage played in the men's basketball national semifinals in 2004, 2006 and 2008, respectively.

## Richard Hannan

### Conference Commissioner (10th year)

Richard R. Hannan, who has been involved in intercollegiate athletics for more than four decades, is completing his 10<sup>th</sup> season as the Commissioner of the Great Northwest Athletic Conference.



During his 10-year tenure, the conference has developed into one of the most outstanding NCAA Division II conferences in the country earning 49 Top 10 national finishes.

Hannan developed an agreement with Fox Sports Northwest to televise nine conference basketball games this winter including the GNAC men's conference championship game.

He has also worked with the NCAA to bring the 2011 and 2013 NCAA Division II national cross country championship meet to Spokane.

Prior to taking over as commissioner, Hannan, a native of Spokane, Wash., served as interim athletic director at Lewis-Clark State College. He was also the athletic director and head basketball coach at LCSC between 1974 and 1989, has also been an athletic director at two NCAA Division I schools.

Hannan, who earned a BA degree in social science in 1963 at Eastern Washington University, coached basketball at Columbia Basin College for seven years (1967-74) before beginning his first term at LCSC.

While substantially increasing the revenue production of the athletic department during his tenure the success of the national baseball tournament and the revenue it produced was one of the many highlights of his career at LCSC.

Hannan was appointed the athletic director at Weber State University in Ogden, Utah, in 1989. Three years later he was appointed to the same position at Southwest Texas State University in San Marcos, Texas, before returning to the Northwest.

During his tenure at Weber State, he implemented a student advisory board and created an academic support system for student-athletes. He also balanced the athletic department budget in spite of an \$183,000 revenue shortfall and developed coaches television shows.

At Southwest Texas State, Hannan was responsible for creating and developing the schools' first athletics endowment fund, doubling revenue production for the athletic department.

Hannan, who earned a master's degree in Guidance and Counseling from Eastern Washington in 1967, is a member of the NAIA Hall-of-Fame and the NWAACC Hall-of-Fame.

Prior to coaching at the collegiate level, he taught and coached at North Central High School in Spokane between 1963 and 1967. Hannan and his wife, Nancy, have been married for 49 years. They have three adult children, Gregory, Molly (Akey) and Douglas, and four grandchildren.

#### GREAT NORTHWEST ATHLETIC CONFERENCE

4305 Trent Ave., Suite 275, Spokane, WA 99212

Mail: P.O. Box 9262, Spokane, WA 99209-9262

**Commissioner** - Richard R. Hannan      rhannan@gnacsports.com  
**Assistant Commissioner** - Tricia Haddock      thaddock@gnacsports.com  
**Information Director** - Bob Guptill      bguptill@gnacsports.com  
**Administrative Assistant** - Angela Moberg      amoberg@gnacsports.com  
**Technical Support** - Erik Guyton      eguyton@gnacsports.com

#### Conference Phone Directory

Conference Office      509-535-5291  
Conference Fax      509-535-5293

# Men's Basketball Final GNAC Standings

	Conference				All Games											
	W	L	PF	PA	Mar.	W	L	PF	PA	Mar.	RF	RA	Mar.	H	A	N
Central Washington	16	2	79.2	69.6	9.6	23	3	79.9	67.8	12.2	35.0	31.7	3.3	10-1	8-1	5-1
Alaska Anchorage	13	5	80.0	70.7	9.3	21	8	76.5	67.1	9.4	34.1	29.9	4.2	12-3	6-3	3-2
Seattle Pacific	12	6	74.3	68.6	5.7	18	8	75.9	68.5	7.4	35.0	27.7	7.2	10-3	7-4	1-1
Western Washington	11	7	82.9	82.2	0.8	16	10	83.5	81.2	2.3	35.3	33.5	1.8	11-2	4-5	1-3
Northwest Nazarene	10	8	76.1	74.3	1.8	14	11	75.4	72.4	3.1	33.6	26.9	6.7	10-4	3-7	1-0
Western Oregon	8	10	75.4	80.3	-4.8	13	15	76.9	77.8	-0.9	33.9	37.1	-3.2	10-5	3-8	0-2
Saint Martin's	7	11	76.2	73.1	3.1	14	14	75.6	70.8	4.9	34.2	33.1	1.1	7-5	4-9	3-0
Montana State Billings	6	12	69.9	73.9	-4.1	8	17	69.3	72.9	-3.6	31.4	32.5	-1.0	5-8	2-9	1-0
Alaska Fairbanks	5	13	78.5	87.2	-8.7	8	17	79.0	86.2	-7.2	33.4	41.6	-8.1	5-9	2-7	1-1
Simon Fraser	2	16	76.3	89.1	-12.8	3	21	74.5	86.8	-12.2	33.7	39.6	-5.9	3-7	0-10	0-4

**GNAC CONFERENCE TOURNAMENT (Feb. 28-Mar. 4): Monday** - #8 MSU Billings at #1 Central Washington, 7 p.m.; #7 Saint Martin's at #2 Alaska Anchorage, 7:30 p.m.; #6 Western Oregon at #3 Seattle Pacific, 7:30 p.m.; #5 Northwest Nazarene at #4 Western Washington, 7:30 p.m. **Wednesday** - Semifinals. **Friday** - Championship game, 5 p.m. (FSN Northwest).

**NCAA WEST REGIONAL (March 11-14 or 12-15): Friday** - Quarterfinals. **Saturday** - Semifinals. **Monday** - Championship.

**POLLS: NABC (Through Feb. 22)** - 11. Central Washington. **NCAA West Regional (Through Feb. 23)** - 1. Central Washington (19-3); 2. Humboldt State (19-2); 3. Cal State Dominguez Hills (19-4); 4. Chaminade (15-5); 5. Dixie State (14-5); 6. BYU-Hawaii (15-4); 7. Alaska Anchorage (14-7); 8. Seattle Pacific (16-8); 9. San Francisco State (15-7); 10. Western Washington (13-8). **Note:** Records listed are against Division II opponents and only include games through Feb. 20)

**GNAC ACADEMIC:** **Alaska Anchorage** - Liam Gibcus (Civil Engineering, So., 3.83, Lysterfield, Australia); Phillip Hearn (Civil Engineering, Jr., 3.39, Anchorage, AK); Steve White (Physical Education, Jr., 3.31, Manly, Australia); Drew Robinson (History, Sr., 3.28, Lehi, UT). **Central Washington** - Drew Harris (Sociology, Sr., 3.68, Yakima, WA). **Northwest Nazarene** - \*C.J. Shula (Pre-Physical Therapy, Jr., 3.50, Puyallup, WA); Lateef Williams (Kinesiology, Sr., 3.28, Annapolis, MD). **Saint Martin's** - Brady Bomber (Business, So., 3.63, Lynden, WA); Roger O'Neill (Math, So., 3.38, Edmonds, WA); Ryan Votaw (Criminal Justice, Jr., 3.38, Toledo, WA). **Seattle Pacific** - Scott Morse (Biology, So., 3.51, Central Point, OR); Jeff Downs (Communications, Sr., 3.32, Kirkland, WA); \*Jake Anderson (Communications, Jr., 3.29, Burlington, WA). **Simon Fraser** - Zachary Frehlick (Engineering Science, Jr., 4.15, Kelowna, BC); Christopher Paredes (Business Administration, So., 3.47, North Vancouver, BC). **Western Washington** - \*Rory Blanche (Engineering Tech, Jr., 3.73, Ashland, OR); Chris Mitchell, (PE - Pre-Healthcare, So., 3.36, Everson, WA); \*Anthony Wiederkehr (Humanities & Social Sciences, Gr., 3.30/Undergrad 3.36, Lakewood, WA). \*Repeater

## GNAC Athletic Directors



**Dr. Steve Cobb**  
University of Alaska  
Anchorage



**Forrest Karr**  
University of Alaska  
Fairbanks



**Jack Bishop**  
Central Washington  
University



**Dr. Gary Gray**  
Montana State University  
Billings



**Rich Sanders**  
Northwest Nazarene  
University



**Bob Grisham**  
Saint Martin's  
University



**Erin O'Connell**  
Seattle Pacific  
University



**Dr. David Murphy**  
Simon Fraser  
University



**Daniel Hare**  
Western Oregon  
University



**Lynda Goodrich**  
Western Washington  
University



# #1 CENTRAL WASHINGTON Wildcats



No.	Name	Pos.	Ht.	Wt.	Cl.	Exp.	Hometown
1	Jamar Berry	G/F	6-5	200	Sr.	TR	Tacoma, WA (Franklin Pierce/Pierce /Chaminade)
3	Humberto Perez	G	6-2	185	Sr.	1V	Yakima, WA (A.C. Davis/CC of Spokane/North Idaho)
5	Chris Sprinker	C/F	6-9	230	Sr.	2V	Tacoma, WA (Curtis/Eastern Washington/Tacoma CC)
10	Chris Scott	G	5-7	145	Sr.	1V	Las Vegas, NV (Bonanza/South Puget Sound CC)
12	Drew Harris	G	6-0	170	Sr.	TR	Yakima, WA (Eisenhower/Seattle)
20	Philipp Lieser	G	6-4	190	Fr.	HS	Göttingen, Germany (Hainberg-Gymnasium)
22	Roby Clyde	F/C	6-5	235	Jr.	1V	Connell, WA (Pasco/Snow College)
24	Taylor Dunn	G/F	6-4	200	Fr.	RS	Vancouver, WA (Mountain View)
25	Coby Gibler	C	6-9	275	Sr.	1V	Bainbridge Island, WA (Bainbridge/Highline CC)
32	Jody Johnson	F	6-4	215	Jr.	JC	Seattle, WA (Franklin/Yakima Valley)
42	Ted Nelson	C	7-0	230	So.	1V	Hoquiam, WA (Hoquiam)



**GREG SPARLING**

**Head Coach** - Greg Sparling, Central Washington '93 (254-167, 15 years) **Associate Head Coach** – G.E. Coleman  
**Grad Assistant** – Jon Clift **Student Assistant** – Ben Webb

## 2010-11 Statistics (23-3, 16-2, 1st)

Player	G	GS	Min	Avg	FG	FGA	PCT	FG	FGA	PCT	FT	FTA	PCT	OR	DR	Reb	Avg	PF	D	Ast	TO	BK	ST	PTS	AVG
Berry, Jamar	26	24	750	28.8	154	302	.510	39	91	.429	95	122	.779	42	80	122	4.7	72	2	63	72	5	38	442	17.0
Sprinker, Chris	24	24	637	26.5	129	245	.527	5	17	.294	74	113	.655	41	85	126	5.3	69	1	25	41	50	14	337	14.0
Johnson, Jody	24	2	574	23.9	85	169	.503	13	27	.481	68	79	.861	61	98	159	6.6	58	1	28	23	5	26	251	10.5
Perez, Humberto	24	24	750	31.3	77	188	.410	40	121	.331	33	43	.767	21	56	77	3.2	61	2	61	49	4	18	227	9.5
Harris, Drew	26	26	825	31.7	72	168	.429	27	73	.370	69	98	.704	11	47	58	2.2	50	2	107	48	0	47	240	9.2
Scott, Chris	25	1	608	24.3	65	162	.401	30	104	.288	43	61	.705	8	32	40	1.6	45	0	61	27	1	41	203	8.1
Gibler, Coby	25	2	436	17.4	81	152	.533	2	9	.222	30	43	.698	48	64	112	4.5	58	0	25	26	38	11	194	7.8
Clyde, Roby	26	26	454	17.5	46	93	.495	0	0	.000	9	19	.474	41	57	98	3.8	76	3	26	30	30	18	101	3.9
Lieser, Philipp	15	0	130	8.7	20	42	.476	2	9	.222	11	18	.611	6	14	20	1.3	20	1	6	5	1	7	53	3.5
Nelson, Ted	14	1	92	6.6	10	25	.400	0	0	.000	2	4	.500	9	15	24	1.7	13	0	1	10	6	3	22	1.6
Dunn, Taylor	9	0	19	2.1	2	6	.333	1	3	.333	3	6	.500	0	2	2	0.2	0	0	1	2	0	1	8	0.9
Total	26	26			741	1552	.477	159	454	.350	437	606	.721	328	581	909	35.0	522	12	404	334	140	224	2078	79.9
Opponents	26	26			605	1381	.438	142	393	.361	410	574	.714	267	557	824	31.7	512	11	308	456	53	141	1762	67.8



# #2 ALASKA ANCHORAGE

## Seawolves



No.	Name	Pos	Ht.	Wt.	Cl.	Exp.	Hometown
1	Drew Robinson	G	6-2	190	Sr.	IV	Lehi, UT (Lehi/Salt Lake CC)
2	Mario Gill	G	6-2	180	Jr.	TR	Portland, OR (Wilson/Eastern Arizona)
11	Travis Thompson	G	6-1	190	Fr.	HS	Anchorage, AK (Dimond)
14	Steve White	G	6-0	190	Jr.	2V	Manly, Australia (Scots College)
22	Brandon Walker	G	6-3	200	Sr.	2V	Hayward, CA (Bishop O'Dowd/Loyola Marymount)
23	Lonnie Ridgeway	G	6-3	200	Jr.	2V	Anchorage, AK (Heritage Christian)
24	Kyle Fossman	G	6-0	180	Fr.	HS	Haines, AK (Haines)
25	Phillip Hearn	G/F	6-6	200	Jr.	TR	Anchorage, AK (West/Christian Brothers)
32	Liam Gibcus	F/C	6-10	245	So.	IV	Lysterfield, Australia (Whitefriars College)
34	Taylor Rohde	F	6-9	255	Jr.	TR	Phoenix, AZ (Pinnacle/Arizona State)
44	Casey Robinson	F	6-6	230	Sr.	IV	Manila, UT (Manila/Eastern Wyoming)
45	Matt Peterson	C	6-7	265	Jr.	TR	Yakima, WA (Eisenhower/Whatcom CC)



**RUSTY OSBORNE**


**Head Coach** – Rusty Osborne, Texas '88 (110-67, 6 years) **Assistant Coach** – Ryan Orton **Grad Assistant** – Casey Reed

### 2010-11 Statistics (21-8,13-5, 2nd)

Player	G	GS	Min	Avg	FG	FGA	PCT	FT	FTA	PCT	OR	DR	RebAvg	PF	D	Ast	TO	BK	ST	PTS	AVG				
Rohde,Taylor	29	28	766	26.4	179	293	.611	0	1	.000	128	172	.744	86	117	203	7.0	83	5	18	59	18	12	486	16.8
Walker,Brandon	29	29	909	31.3	146	310	.471	60	141	.426	59	81	.728	35	98	133	4.6	54	1	66	43	15	26	411	14.2
Robinson,Casey	29	29	853	29.4	91	265	.343	67	210	.319	40	53	.755	33	104	137	4.7	73	1	69	28	5	19	289	10.0
Gill,Mario	29	29	745	25.7	89	186	.478	42	98	.429	49	59	.831	40	97	137	4.7	40	0	48	27	3	16	269	9.3
Robinson,Drew	27	25	677	25.1	50	128	.391	15	47	.319	52	68	.765	9	51	60	2.2	50	1	110	54	0	24	167	6.2
Thompson,Travis	29	0	416	14.3	55	107	.514	31	74	.419	32	39	.821	11	26	37	1.3	37	0	27	24	2	12	173	6.0
Ridgeway,Lonnie	20	0	327	16.4	48	103	.466	1	5	.200	21	27	.778	19	47	66	3.3	34	0	25	18	5	11	118	5.9
White,Steve	29	4	533	18.4	44	76	.579	10	22	.455	31	48	.646	6	48	54	1.9	44	0	105	45	1	25	129	4.4
Fossman,Kyle	18	0	129	7.2	13	27	.481	12	24	.500	5	7	.714	1	7	8	0.4	8	0	9	6	0	3	43	2.4
Peterson,Matt	26	0	215	8.3	22	52	.423	0	0	.000	19	39	.487	8	22	30	1.2	43	2	3	27	5	2	63	2.4
Gibcus,Liam	26	1	199	7.7	18	27	.667	0	0	.000	14	20	.700	10	25	35	1.3	32	0	6	17	2	6	50	1.9
Hearn,Phillip	15	0	81	5.4	7	24	.292	2	8	.250	3	7	.429	7	6	13	0.9	6	0	1	4	2	4	19	1.3
Blandford,Jesse	2	0	0	0.0	0	1	.000	0	1	.000	1	2	.500	0	0	0	0.0	0	0	0	0	0	0	0	0.5
Totals	29	29	5850		762	1599	.477	240	631	.380	454	622	.730	299	690	989	34.1	505	10	487	360	58	160	2218	76.5
Opponents	29	29	5850		673	1576	.427	209	591	.354	390	530	.736	277	590	867	29.9	578	22	361	385	60	149	1945	67.1



# #3 SEATTLE PACIFIC Falcons



No.	Name	Pos.	Ht.	Wt.	Cl.	Exp.	Hometown
1	Chris Banchemo	PG	6-1	185	Sr.	3V	Seattle, WA (O'Dea)
2	David Downs	PG	6-2	185	Fr.	HS	Bellevue, WA (Bellevue Christian)
12	Riley Carel	PG	6-2	180	Fr.	HS	Enumclaw, WA (Enumclaw)
13	Ryan Sweet	P	6-6	210	Sr.	1V	Port Orchard, WA (South Kitsap/Whatcom CC)
14	Andy Poling	P	6-11	230	So.	TR	Portland, OR (Westview/Gonzaga)
20	Jeff Downs	W	6-4	195	Sr.	3V	Kirkland, WA (Bellevue Christian)
21	Jeff Dorman	W	6-2	185	Jr.	TR	Vancouver, WA (Prairie/Clackamas CC)
22	Kellan Moll	P	6-8	220	So.	1V	Anchorage, AK (Grace Christian)
23	Grant Hope	P	6-8	235	Jr.	2V	Sammamish, WA (Mercer Island)
33	Scott Morse	W	6-7	190	So.	1V	Central Point, OR (Cascade Christian)
55	Modou Niang	P	6-10	240	Jr.	TR	Richard-Toll, Senegal (Hachioji, Toyko/Utah State)



**RYAN  
LOONEY**

**Head Coach** – Ryan Looney, Eastern Oregon '98 (22-6, 1 year)   **Assistants**– Grant Leep, Chris Filios, Dan Downs.  
**Volunteer Assistants** – Georg Parker, Adriaan Wakefield

### 2010-11 Statistics (18-8, 12-6, 3rd)

Player	G	GS	Min	Avg	FG	FGA	PCT	FT	FTA	PCT	OR	DR	Reb	Avg	PF	D	Ast	TO	BK	ST	PTS	AVG			
Banchemo,Chris	11	11	335	30.5	71	155	.458	18	50	.360	86	106	.811	9	28	37	3.4	22	0	62	23	0	13	246	22.4
Downs,Jeff	26	26	865	33.3	131	278	.471	84	195	.431	71	86	.826	13	59	72	2.8	51	1	54	46	5	23	417	16.0
Poling,Andy	26	26	682	26.2	158	286	.552	0	0	.000	65	112	.580	58	126	184	7.1	73	1	21	35	27	17	381	14.7
Sweet,Ryan	26	25	746	28.7	123	215	.572	17	43	.395	79	102	.775	67	114	181	7.0	57	0	67	53	8	22	342	13.2
Anderson,Jake	17	6	369	21.7	34	70	.486	11	29	.379	19	22	.864	18	37	55	3.2	24	0	28	19	4	6	98	5.8
Downs,David	26	15	629	24.2	39	112	.348	22	64	.344	46	66	.697	5	50	55	2.1	50	0	110	51	0	19	146	5.6
Niang,Modou	25	0	326	13.0	44	65	.677	0	0	.000	30	52	.577	15	49	64	2.6	46	0	15	33	26	5	118	4.7
Morse, Scott	26	21	652	25.1	32	71	.451	11	30	.367	33	38	.868	36	67	103	4.0	51	0	47	29	9	13	108	4.2
Dorman,Jeff	26	0	338	13.0	22	72	.306	13	44	.295	6	11	.545	10	19	29	1.1	17	0	17	17	1	12	63	2.4
Moll,Kellan	23	0	160	7.0	18	36	.500	3	11	.273	0	0	.000	10	15	25	1.1	23	0	7	11	1	3	39	1.7
Carel,Riley	17	0	113	6.6	6	11	.545	1	2	500	2	9	.222	7	9	16	0.9	12	0	11	8	0	2	15	0.9
Hope,Grant	8	0	10	1.3	0	1	.000	0	0	.000	1	2	.500	0	1	1	0.1	3	0	0	1	0	0	1	0.1
Total	26	26			678	1372	.494	180	468	.385	438	606	.723	289	620	909	35.0	429	2	439	330	81	135	1974	75.9
Opponents	26	26			647	1456	.444	145	409	.355	342	477	.717	241	480	721	27.7	530	13	339	278	59	173	1781	68.5



# #4 WESTERN WASHINGTON

## Vikings



No.	Name	Pos	Ht.	Wt.	Cl.	Exp.	Hometown
1	Tyler Grosz	G	6-1	185	So.	IV	Hockinson, WA (Hockinson)
2	Dane Thorpe	G	6-3	195	Fr.	RS	Bellingham, WA (Sehome)
10	Anthony Wiederkehr	G	6-0	180	Jr.	2V	Lakewood, WA (Lakewood)
12	Derek Dickerson	G	6-0	165	Fr.	HS	Bellingham, WA (Squalicum)
20	John Allen	G	6-0	190	So.	TR	Brier, WA (Mountlake Terrace/WSU)
21	Rory Blanche	F	6-6	205	Jr.	2V	Ashland, OR (Ashland)
23	Shedrick Nelson	G	6-3	195	Jr.	JC	Tacoma, WA (Wilson/Highline CC)
24	Bryce McPhee	F	6-6	205	Fr.	HS	Normandy Park, WA (Mount Rainier HS)
34	Zach Henifin	F	6-5	205	Jr.	RS	Bellingham, WA (Bellingham/Whatcom CC)
35	Dan Young	C	6-10	240	Jr.	JC	Federal Way, WA (Lakewood/Highline CC)
40	Michael Duty	F	6-6	230	Sr.	IV	Seattle, WA (O'Dea/Bellevue CC)
42	Chris Mitchell	C	6-8	225	So.	IV	Everson, WA (Nooksack Valley)



**BRAD JACKSON**

**Head Coach** - Brad Jackson, Washington State '75 (471-263, 25 years) **Associate Head Coach** - Tony Dominguez  
**Assistants** - Rob Visser, Atiavo Jude

### 2010-11 Statistics (16-10; 11-7, 4th)

Player	G	GS	Min	Avg	FG	FGA	PCT	FG	FGA	PCT	FT	FTA	PCT	OR	DR	Reb	Avg	PF	D	Ast	TO	BK	ST	PTS	AVG
Duty, Michael	26	26	767	29.5	142	270	.526	14	41	.341	124	155	.800	46	108	154	5.9	79	3	46	59	11	27	422	16.2
Allen, John	25	24	730	29.2	121	262	.462	52	118	.441	65	71	.915	7	60	67	2.7	61	0	105	71	1	42	359	14.4
Blanche, Rory	25	25	794	31.8	156	251	.622	3	6	.500	42	73	.575	77	94	171	6.8	49	0	48	51	14	13	357	14.3
Henifin, Zach	26	25	740	28.5	87	189	.460	28	70	.400	44	67	.657	28	88	116	4.5	77	3	56	86	13	41	246	9.5
Nelson, Shedrick	25	4	505	20.2	73	175	.417	36	96	.375	35	43	.814	19	32	51	2.0	44	2	24	30	8	17	217	8.7
Wilkins, Rico	5	3	113	22.6	15	35	.429	7	26	.269	1	4	.250	3	7	10	2.0	7	0	22	10	1	10	38	7.6
Mitchell, Chris	26	15	524	20.2	65	129	.504	24	61	.393	24	29	.828	31	81	112	4.3	60	1	29	21	16	15	178	6.8
Dickerson, Derek	26	3	359	13.8	48	105	.457	41	90	.456	12	17	.706	5	16	21	0.8	26	0	29	24	0	8	149	5.7
Young, Dan	25	5	333	13.3	39	70	.557	0	0	.000	34	57	.596	32	47	79	3.2	61	2	1	20	25	5	112	4.5
Thorpe, Dane	25	0	235	9.4	16	47	.340	5	21	.238	8	14	.571	11	31	42	1.7	17	0	14	16	0	3	45	1.8
Wiederkehr, Anthony	19	0	136	7.2	8	26	.308	1	10	.100	17	23	.739	3	14	17	0.9	12	0	24	20	1	3	34	1.8
McPhee, Bryce	9	0	30	3.3	3	11	.273	2	5	.400	4	5	.800	1	5	6	0.7	2	0	0	2	1	1	12	1.3
Grosz, Tyler	4	0	9	2.3	1	4	.250	1	3	.333	0	0	.000	0	2	2	0.5	0	0	3	2	0	1	3	0.8
Total	26	26			774	1574	.492	214	547	.391	410	558	.735	294	625	919	35.3	495	11	401	412	91	186	2172	83.5
Opponents	26	26			766	1620	.473	156	477	.327	423	579	.731	300	572	872	33.5	470	9	404	364	58	207	2111	81.2



# #5 NORTHWEST NAZARENE Crusaders



No.	Name	Pos	Ht.	Wt.	Cl.	Exp.	Hometown
00	Brian Barkdoll	C	6-10	250	Sr.	3V	Portland, OR (Central Catholic)
1	Paul Egwuonwu	F	6-8	220	Fr.	RS	Boise, ID (Capital)
2	Joey Wayman	G	5-10	170	Fr.	HS	Hoquiam, WA (Hoquiam/ Central Washington)
3	Drew Eisinger	G	6-3	170	Sr.	1V	Mill Creek, WA (Jackson / Idaho)
4	Lateef Williams	G	6-2	170	Sr.	1V	Annapolis, MD (Annapolis/ North Idaho)
5	Anthony Golden	G	6-1	170	Jr.	2V	Portland, OR (Madison)
12	Elliot Zettas	G	6-1	160	Fr.	HS	Denver, CO (Denver East)
15	Brandon Blair	G	6-2	175	So.	1V	Salem, OR (Sprague)
20	CJ Shula	G	6-3	190	Jr.	1V	Puyallup, WA (Rogers)
21	Kevin Rima	F	6-6	210	Fr.	HS	Fairbanks, AK (Hutchinson)
30	Jamie Eisinger	G	5-11	170	Jr.	1V	Mill Creek, WA (Jackson)
33	Darious Walker	F	6-6	220	Jr.	TR	Tacoma, WA (Foss / Tacoma CC)
42	Leon Vasquez	G	5-11	170	Sr.	HS	Nampa, ID (Skyview)



**TIM  
HILLS**

**Head Coach** – Tim Hills, Western Baptist '68 (68-67, 5 years; Overall, 509-461, 30 years) **Associate Head Coach** – Brandon Rinta **Assistant** – Shelby Lindley

## 2010-11 Statistics (14-11, 10-8, 5th)

Player	G	GS	Min	Avg	FG	FGA	PCT	FG	FGA	PCT	FT	FTA	PCT	OR	DR	Reb	Avg	PF	D	Ast	TO	BK	ST	PTS	AVG
Barkdoll, Brian	25	25	677	27.1	141	209	.675	0	0	.000	49	83	.590	77	130	207	8.3	65	1	15	41	14	10	331	13.2
Eisinger, Drew	25	23	773	30.9	112	250	.448	55	137	.401	31	36	.861	24	73	97	3.9	51	2	64	39	11	33	310	12.4
Egwuonwu, Paul	24	14	549	22.9	104	176	.591	0	0	.000	43	56	.768	36	70	106	4.4	53	1	48	51	17	13	251	10.5
Walker, Darious	25	10	551	22.0	93	150	.620	0	0	.000	67	95	.705	41	58	99	4.0	68	3	21	34	8	25	253	10.1
Golden, Anthony	25	5	556	22.2	72	171	.421	49	114	.430	41	53	.774	8	30	38	1.5	35	2	46	51	0	16	234	9.4
Eisinger, Jamie	25	24	719	28.8	88	200	.440	14	46	.304	40	50	.800	16	75	91	3.6	29	0	100	64	1	15	230	9.2
Williams, Lateef	25	23	587	23.5	46	89	.517	1	1	1.000	21	40	.525	25	44	69	2.8	54	0	39	33	2	30	114	4.6
Wayman, Joey	22	1	299	13.6	19	53	.358	17	40	.425	6	7	.857	5	14	19	0.9	29	0	38	25	1	8	61	2.8
Rima, Kevin	22	0	138	6.3	18	32	.563	0	0	.000	11	15	.733	12	12	24	1.1	26	0	3	13	4	5	47	2.1
Blair, Brandon	17	0	78	4.6	9	36	.250	8	33	.242	7	7	1.000	1	3	4	0.2	8	0	0	6	1	1	33	1.9
Zettas, Elliot	3	0	11	3.7	1	4	.250	1	4	.250	0	0	.000	0	0	0	0.0	0	0	1	1	0	0	3	1.0
Shula, CJ	19	0	100	5.3	4	11	.364	1	6	.167	4	6	.667	6	4	10	0.5	8	0	5	5	0	0	13	0.7
Total	25	25			708	1385	.511	147	384	.383	323	452	.715	284	557	841	33.6	428	9	383	365	59	156	1886	75.4
Opponents	25	25			653	1352	.483	157	421	.373	346	486	.712	216	457	673	26.9	425	7	338	317	65	184	1809	72.4



# #6 WESTERN OREGON

## Wolves



No.	Name	Pos	Ht.	Wt.	Cl.	Exp.	Hometown
3	Blair Wheadon	G	6-2	180	Jr.	2V	Junction City, OR (Junction City)
4	Donte McFrazier Jr.	G	6-0	200	Fr.	HS	Los Angeles, CA (Fairfax)
11	Brian Mahuna	F	6-8	200	Fr.	HS	Central Point, OR (Hidden Valley)
12	DeAngelo Davis	G	6-2	185	Fr.	HS	Beaverton, OR (Beaverton)
15	Antoinne Bbayaga	F	6-5	210	Jr.	RS	Nairobi, Kenya (St Austin Academy/Penninsula)
21	Kyle Long	G	6-3	170	Jr.	2V	McMinnville, OR (McMinnville)
22	Tarance Glynn	F	6-6	220	So.	1V	Molalla, OR (Molalla)
23	Jordan Freeland	G	6-0	200	Jr.	JC	Portland, OR (Central Catholic/Santa Rosa)
24	Jamaal Veal	G	6-5	202	Jr.	JC	Rancho, CA (Alta Loma/Chaffey)
25	Rhett Richardson	C	6-8	235	Jr.	JC	Sacramento, CA (Rio Americano/ Sierra College)
32	Kolton Nelson	C	6-8	285	So.	RS	Klamath Falls, OR (Mazama)
34	Kris White	C	6-4	200	Jr.	JC	Birmingham, AL (Parkway/ Central Arizona)
55	Zach Davis	C	6-9	235	JR.	1V	Folsom, CA (Winters/American River CC)



**CRAIG STANGER**

**Head Coach** – Craig Stanger, BYU '92 (54-81, 5 years). **Assistants** - Jerod Gibson, Robin Andrea

### 2010-11 Statistics (13-15, 8-10, 6th)

Player	G	GS	Min	Avg	FG	FGA	PCT	FT	FTA	PCT	OR	DR	Reb	Avg	PF	D	Ast	TO	BK	ST	PTS	AVG			
Wheadon,Blair	28	28	973	34.8	172	367	.469	68	182	.374	102	125	.816	19	56	75	2.7	64	0	102	62	16	60	514	18.4
Long,Kyle	28	28	859	30.7	129	309	.417	46	129	.357	67	86	.779	19	59	78	2.8	45	0	78	76	6	27	371	13.3
Glynn,Tarance	28	28	787	28.1	134	271	.494	17	50	.340	69	113	.611	70	154	224	8.0	68	3	48	81	11	43	354	12.6
Nelson,Kolton	27	26	760	28.1	98	194	.505	22	55	.400	35	41	.854	49	102	151	5.6	38	0	30	31	13	12	253	9.4
Freeland,Jordan	28	18	576	20.6	77	157	.490	14	42	.333	39	49	.796	6	24	30	1.1	67	1	47	44	5	10	207	7.4
Davis,DeAngelo	26	2	418	16.1	59	107	.551	19	37	.514	7	13	.538	29	42	71	2.7	30	0	15	13	2	20	144	5.5
White,Kris	27	1	368	13.6	44	85	.518	0	0	.000	40	63	.635	35	39	74	2.7	24	0	10	22	9	10	128	4.7
Veal,Jamaal	28	8	525	18.8	47	133	.353	24	83	.289	11	24	.458	25	56	81	2.9	36	0	26	18	10	14	129	4.6
Bbayaga,Antoinne	13	0	66	5.1	6	13	.462	0	0	.000	2	6	.333	7	2	9	0.7	13	0	3	7	2	4	14	1.1
Davis,Zach	26	1	222	8.5	12	31	.387	0	0	.000	1	8	.125	24	28	52	2.0	52	0	7	13	1	5	25	1.0
Mahuna,Brian	10	0	34	3.4	3	8	.375	1	4	.250	1	2	.500	5	4	9	0.9	4	0	0	2	3	1	8	0.8
McFrazier,Donte	8	0	38	4.8	2	12	.167	0	6	.000	2	5	.400	0	3	3	0.4	4	0	4	8	1	1	6	0.8
Total	28	28			783	1687	.464	211	588	.359	376	535	.703	338	610	948	33.9	445	4	370	381	79	207	2153	76.9
Opponents	28	28			806	1732	.465	218	627	.348	348	487	.715	389	650	1039	37.1	479	4	449	400	79	168	2178	77.8



# #7 SAINT MARTIN'S Saints



No.	Name	Pos	Ht.	Wt.	Cl.	Exp.	Hometown
2	Eric Taylor	G	6-2	165	So.	IV	Seattle, WA (Ballard)
3	Galen Squiers	G	6-2	180	Sr.	3V	Redmond, WA (Redmond)
4	Michael Russo	F	6-6	200	Fr.	HS	Sammamish, WA (Eastlake)
15	Kyle Karnofski	G	6-0	175	Fr.	RS	Castle Rock, WA (Castle Rock)
20	Brady Bomber	G	5-10	175	So.	IV	Lynden, WA (Lynden)
21	Ryan Votaw	G	6-2	195	Jr.	IV	Toledo, WA (Toledo/Idaho)
22	Roger O'Neill	F	6-5	195	So.	IV	Lynnwood, WA (Meadowdale)
32	Jeremy Green	F	6-8	225	Jr.	2V	Kent, WA (Kentwood)
33	Brok Pendleton	F	6-7	215	Jr.	TR	Auburn, WA (Auburn/Green River)
34	Alex Williams	C	6-8	200	Fr.	HS	Olympia, WA (Capital)
44	Blake Poole	F	6-5	265	Sr.	3V	Eugene, OR (Sheldon)
45	Matt Dodson	C	6-11	240	So.	IV	Eugene, OR (Willamette)



**KEITH  
COOPER**

**Head Coach** – Keith Cooper, Seattle Pacific '88 (82-110, 7 years). **Assistants** – Dan Barfoot **Volunteer Assistant** – Charlie Severs

### 2010-11 Statistics (14-11, 7-11, 7th)

Player	G	GS	Min	Avg	FG	FGA	PCT	FG	FGA	PCT	FT	FTA	PCT	OR	DR	Reb	Avg	PF	D	Ast	TO	BK	ST	PTS	AVG
Poole,Blake	28	28	903	32.2	188	342	.550	10	35	.286	151	209	.722	115	216	331	11.8	94	1	77	49	20	46	537	19.2
Green,Jeremy	28	28	854	30.5	191	358	.534	9	28	.321	63	86	.733	59	117	176	6.3	64	2	46	53	11	33	454	16.2
O'Neill,Roger	28	28	843	30.1	115	262	.439	21	68	.309	48	61	.787	40	66	106	3.8	56	2	54	35	1	16	299	10.7
Squiers,Galen	28	28	859	30.7	86	238	.361	56	158	.354	50	73	.685	7	46	53	1.9	73	2	87	61	5	30	278	9.9
Pendleton,Brok	28	0	435	15.5	71	139	.511	3	10	.300	14	24	.583	28	43	71	2.5	34	0	19	24	12	9	159	5.7
Taylor,Eric	26	0	348	13.4	37	89	.416	12	32	.375	21	24	.875	5	15	20	0.8	52	2	31	23	3	20	107	4.1
Russo,Michael	26	0	288	11.1	34	93	.366	15	41	.366	17	20	.850	23	17	40	1.5	17	0	18	15	0	13	100	3.8
Bomber,Brady	28	28	739	26.4	29	82	.354	17	55	.309	19	32	.594	10	43	53	1.9	57	0	79	41	1	20	94	3.4
Votaw,Ryan	28	0	334	11.9	21	63	.333	17	52	.327	12	18	.667	3	19	22	0.8	30	0	22	13	1	13	71	2.5
Karnofski,Kyle	10	0	26	2.6	1	1	1.000	0	0	.000	3	4	.750	0	3	3	0.3	4	0	1	6	0	0	5	0.5
Total	28	28			778	1678	.464	160	479	.334	401	558	.719	326	633	959	34.2	489	9	435	329	58	200	2117	75.6
Opponents	28	28			722	1553	.465	133	399	.333	404	570	.709	273	655	928	33.1	529	13	295	410	79	197	1981	70.8



# #8 MONTANA STATE BILLINGS

## Yellowjackets



No.	Name	Pos	Ht.	Wt.	Cl.	Exp.	Hometown
1	Leon Sutton	G	6-1	165	Jr.	JC	Las Vegas, NV (College of Eastern Utah)
4	Robby Trabing	G	6-3	190	Fr.	HS	Buffalo, WY (Buffalo)
12	DeAndre Chambers	G	6-2	170	Sr.	IV	Monroe, NC (Western Oklahoma State)
13	Kenneth Anderson	F	6-8	240	Jr.	JC	Houston, TX (Blinn JC.)
21	Robert Mayes	F	6-7	180	Jr.	JC	Houston, TX (Casper CC.)
22	Raason Young	F	6-6	188	Sr.	TR	Washington, DC (University of Montana)
24	Tyler Barnes	F	6-7	202	Jr.	JC	Portland, OR (Dodge City CC)
25	Jaxon Myaer	G	5-10	175	Jr.	TR	Salt Lake City, UT (Utah State)
33	Emery Henning	C	6-11	235	Jr.	JC	Great Falls, MT (Walla Walla CC)
42	Jordan Knows Gun	C	6-10	250	Jr.	JC	Billings, MT (Little Big Horn College)
50	Andrew Hickman	C	6-7	265	So.	IV	Woodward, OK (Northwestern Oklahoma State)



**GEORGE PFEIFER**

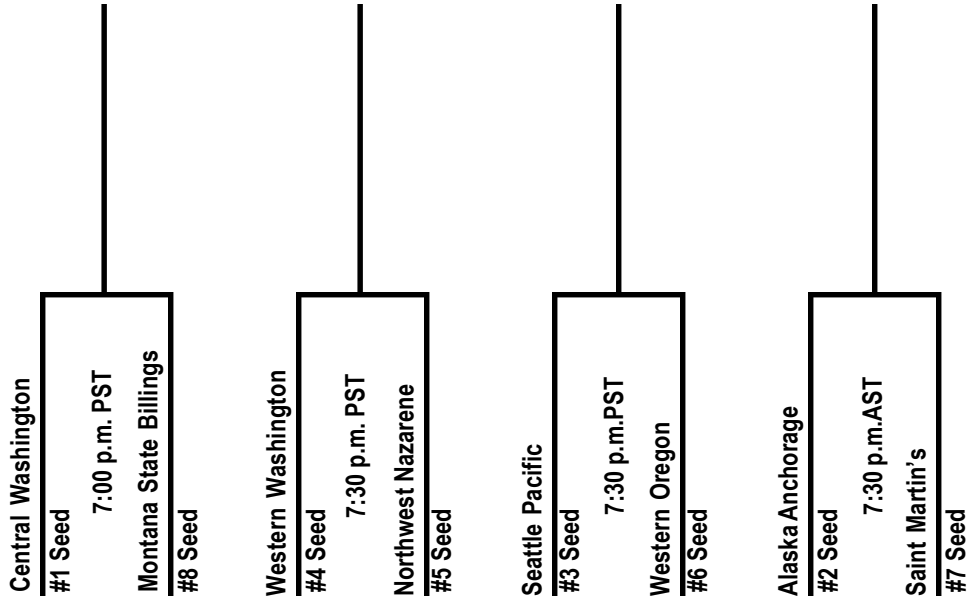
**Head Coach** – George Pfeifer, Lewis-Clark State '79 (25-27, 2 years; Overall, 333-281, 20 years). **Assistant** – Justin Wetzel, Ryen Osborne, Marty Birky

### 2010-11 Statistics (8-17, 6-12, 8th)

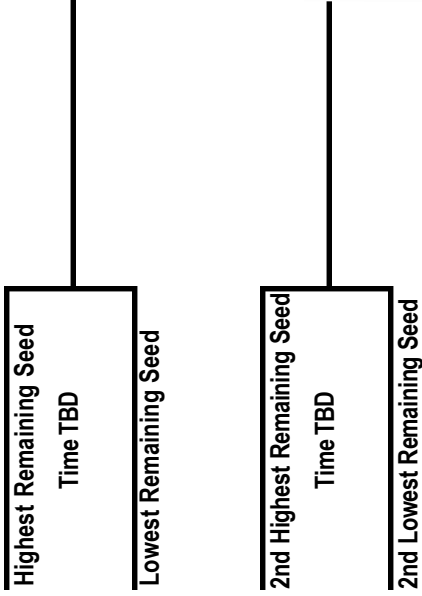
Player	G	GS	Min	Avg	FG	FGA	PCT	FG	FGA	PCT	FT	FTA	PCT	OR	DR	Reb	Avg	PF	D	Ast	TO	BK	ST	PTS	AVG
Chambers, DeAndre	25	23	853	34.1	109	273	.399	45	146	.308	42	60	.700	16	74	90	3.6	65	0	93	70	1	45	305	12.2
Myaer, Jaxon	25	25	857	34.3	112	237	.473	43	105	.410	26	35	.743	18	43	61	2.4	53	1	127	51	0	24	293	11.7
Mayes, Robert	25	23	647	25.9	114	219	.521	1	4	.250	56	77	.727	45	94	139	5.6	49	1	28	37	13	17	285	11.4
Young, Raason	25	22	803	32.1	100	230	.435	32	85	.376	32	47	.681	24	82	106	4.2	66	1	38	51	13	14	264	10.6
Henning, Emery	25	24	654	26.2	91	141	.645	0	0	.000	36	60	.600	38	68	106	4.2	56	1	22	36	11	8	218	8.7
Barnes, Tyler	25	2	469	18.8	79	145	.545	6	15	.400	30	46	.652	39	63	102	4.1	45	1	32	31	8	10	194	7.8
Sutton, Leon	22	4	312	14.2	31	68	.456	18	46	.391	7	10	.700	6	21	27	1.2	13	0	46	32	2	13	87	4.0
Terry, Kevin	2	0	29	14.5	2	11	.182	1	6	.167	1	2	.500	0	2	2	1.0	3	0	3	4	1	0	6	3.0
Hickman, Andrew	24	1	250	10.4	23	40	.575	0	0	.000	5	7	.714	14	19	33	1.4	54	2	5	14	7	2	51	2.1
Anderson, Kenneth	8	0	23	2.9	4	7	.571	0	0	.000	3	7	.429	2	1	3	0.4	6	0	0	2	1	0	11	1.4
Trabing, Robby	23	1	250	10.9	6	19	.316	3	11	.273	3	8	.375	9	18	27	1.2	21	0	25	6	1	7	18	0.8
Knows Gun, Jordan	2	0	3	1.5	0	2	.000	0	0	.000	0	0	.000	0	0	0	0.0	0	0	0	0	0	0	0	0.0
Total	25	25			671	1392	.482	149	418	.356	241	359	.671	246	540	786	31.4	431	7	419	336	58	140	1732	69.3
Opponents	25	25			650	1401	.464	174	478	.364	349	467	.747	276	536	812	32.5	376	5	396	308	69	165	1823	72.9

# 2011 GNAC Men's Basketball Championship Tournament Bracket

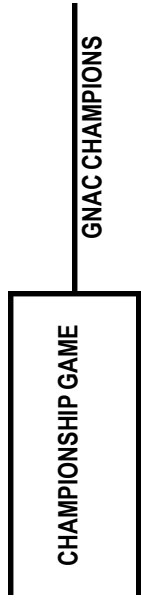
**Monday, February 28**



**Wednesday, March 2**



**Friday, March 4**



5:00 p.m. PST  
Broadcast on FSN Northwest



*All games played at highest seed's home site.*

# Final GNAC Regular-Season Statistics

<b>SCORING OFFENSE</b>											
	<b>G</b>	<b>W-L</b>	<b>Pts</b>	<b>Avg</b>							
1. Western Washington	26	16-10	2172	83.5	6. Western Oregon	28	806	1732	.465		
2. Central Washington	26	23-3	2078	79.9	7. Western Washington	26	766	1620	.473		
3. Alaska Fairbanks	25	8-17	1976	79.0	8. Alaska Fairbanks	25	748	1553	.482		
4. Western Oregon	28	13-15	2153	76.9	9. Northwest Nazarene	25	653	1352	.483		
5. Alaska Anchorage	29	21-8	2218	76.5	10. Simon Fraser	24	730	1456	.501		
6. Seattle Pacific	26	18-8	1974	75.9	<b>3-POINT FG PCT</b>						
7. Saint Martin's	28	14-14	2117	75.6	1. Western Washington	26	214	547	.391		
8. Northwest Nazarene	25	14-11	1886	75.4	2. Seattle Pacific	26	180	468	.385		
9. Simon Fraser	24	3-21	1788	74.5	3. Northwest Nazarene	25	147	384	.383		
10. MSU Billings	25	8-17	1732	69.3	4. Alaska Anchorage	29	240	631	.380		
<b>SCORING DEFENSE</b>					5. Western Oregon	28	211	588	.359		
	<b>G</b>		<b>Pts</b>	<b>Avg</b>	6. MSU Billings	25	149	418	.356		
1. Alaska Anchorage	29		1945	67.1	7. Central Washington	26	159	454	.350		
2. Central Washington	26		1762	67.8	8. Saint Martin's	28	160	479	.334		
3. Seattle Pacific	26		1781	68.5	9. Simon Fraser	24	198	601	.329		
4. Saint Martin's	28		1981	70.8	10. Alaska Fairbanks	25	110	368	.299		
5. Northwest Nazarene	25		1809	72.4	<b>3-POINT FG PCT DEFENSE</b>						
6. MSU Billings	25		1823	72.9		<b>G</b>	<b>FG</b>	<b>FGA</b>	<b>Pct</b>		
7. Western Oregon	28		2178	77.8	1. Western Washington	26	156	477	.327		
8. Western Washington	26		2111	81.2	2. Saint Martin's	28	133	399	.333		
9. Alaska Fairbanks	25		2155	86.2	3. Simon Fraser	24	150	440	.341		
10. Simon Fraser	24		2082	86.8	4. Western Oregon	28	218	627	.348		
<b>SCORING MARGIN</b>					5. Alaska Anchorage	29	209	591	.354		
	<b>G</b>	<b>OFF</b>	<b>DEF</b>	<b>+/-</b>	6. Seattle Pacific	26	145	409	.355		
1. Central Washington	26	79.9	67.8	+12.2	7. Central Washington	26	142	393	.361		
2. Alaska Anchorage	29	76.5	67.1	+9.4	8. MSU Billings	25	174	478	.364		
3. Seattle Pacific	26	75.9	68.5	+7.4	9. Northwest Nazarene	25	157	421	.373		
4. Saint Martin's	28	75.6	70.8	+4.9	10. Alaska Fairbanks	25	197	527	.374		
5. Northwest Nazarene	25	75.4	72.4	+3.1	<b>REBOUNDING</b>						
6. Western Washington	26	83.5	81.2	+2.3		<b>G</b>	<b>TEAM</b>	<b>Avg</b>	<b>OPP</b>	<b>Avg</b>	<b>+/-</b>
7. Western Oregon	28	76.9	77.8	-0.9	1. Seattle Pacific	26	909	35.0	721	27.7	+7.2
8. MSU Billings	25	69.3	72.9	-3.6	2. Northwest Nazarene	25	841	33.6	673	26.9	+6.7
9. Alaska Fairbanks	25	79.0	86.2	-7.2	3. Alaska Anchorage	29	989	34.1	867	29.9	+4.2
10. Simon Fraser	24	74.5	86.8	-12.2	4. Central Washington	26	909	35.0	824	31.7	+3.3
<b>FREE THROW PCT</b>					5. Western Washington	26	919	35.3	872	33.5	+1.8
	<b>G</b>	<b>FTM</b>	<b>FTA</b>	<b>Pct</b>	6. Saint Martin's	28	959	34.2	928	33.1	+1.1
1. Alaska Fairbanks	25	458	604	.758	7. MSU Billings	25	786	31.4	812	32.5	-1.0
2. Western Washington	26	410	558	.735	8. Western Oregon	28	948	33.9	1039	37.1	-3.2
3. Alaska Anchorage	29	454	622	.730	9. Simon Fraser	24	809	33.7	950	39.6	-5.9
4. Seattle Pacific	26	438	606	.723	10. Alaska Fairbanks	25	836	33.4	1039	41.6	-8.1
5. Central Washington	26	437	606	.721	<b>BLOCKED SHOTS</b>						
6. Saint Martin's	28	401	558	.719		<b>G</b>	<b>No.</b>	<b>Avg.</b>			
7. Northwest Nazarene	25	323	452	.715	1. Central Washington	26	140	5.38			
8. Simon Fraser	24	394	554	.711	2. Western Washington	26	91	3.50			
9. Western Oregon	28	376	535	.703	3. Seattle Pacific	26	81	3.12			
10. MSU Billings	25	241	359	.671	4. Western Oregon	28	79	2.82			
<b>FIELD GOAL PERCENTAGES</b>					5. Northwest Nazarene	25	59	2.36			
	<b>G</b>	<b>FG</b>	<b>FGA</b>	<b>Pct</b>	6. MSU Billings	25	58	2.32			
1. Northwest Nazarene	25	708	1385	.511	7. Alaska Fairbanks	25	52	2.08			
2. Seattle Pacific	26	678	1372	.494	8. Saint Martin's	28	58	2.07			
3. Western Washington	26	774	1574	.492	9. Alaska Anchorage	29	58	2.00			
4. MSU Billings	25	671	1392	.482	10. Simon Fraser	24	46	1.92			
5. Central Washington	26	741	1552	.477	<b>STEALS</b>						
6. Alaska Anchorage	29	762	1599	.477		<b>G</b>	<b>No.</b>	<b>Avg</b>			
7. Western Oregon	28	783	1687	.464	1. Alaska Fairbanks	25	223	8.92			
8. Saint Martin's	28	778	1678	.464	2. Central Washington	26	224	8.62			
9. Alaska Fairbanks	25	704	1621	.434	3. Western Oregon	28	207	7.39			
10. Simon Fraser	24	598	1479	.404	4. Western Washington	26	186	7.15			
<b>FIELD GOAL PCT DEFENSE</b>					5. Saint Martin's	28	200	7.14			
	<b>G</b>	<b>FG</b>	<b>FGA</b>	<b>Pct</b>	6. Northwest Nazarene	25	156	6.24			
1. Alaska Anchorage	29	673	1576	.427	7. Simon Fraser	24	141	5.88			
2. Central Washington	26	605	1381	.438	8. MSU Billings	25	140	5.60			
3. Seattle Pacific	26	647	1456	.444	9. Alaska Anchorage	29	160	5.52			
4. MSU Billings	25	650	1401	.464	10. Seattle Pacific	26	135	5.19			
5. Saint Martin's	28	722	1553	.465							

**TURNOVER MARGIN**

	G	TEAM	Avg	OPP	Avg	+/-
1. Central Washington	26	334	12.8	456	17.5	+4.69
2. Alaska Fairbanks	25	345	13.8	429	17.2	+3.36
3. Saint Martin's	28	329	11.8	410	14.6	+2.89
4. Alaska Anchorage	29	360	12.4	385	13.3	+0.86
5. Western Oregon	28	381	13.6	400	14.3	+0.68
6. Simon Fraser	24	351	14.6	325	13.5	-1.08
7. MSU Billings	25	336	13.4	308	12.3	-1.12
8. Western Washington	26	412	15.8	364	14.0	-1.85
9. Northwest Nazarene	25	365	14.6	317	12.7	-1.92
10. Seattle Pacific	26	330	12.7	278	10.7	-2.00

**ASSISTS**

	CI	G	No.	Avg.
1. Myaer, Jaxon-MSUB	JR	25	127	5.08
2. Downs, David-SPU	FR	26	110	4.23
3. Allen, John-WWU	SO	25	105	4.20
4. Harris, Drew-CWU	SR	26	107	4.12
5. Robinson, Drew-UAA	SR	27	110	4.07
6. Eisinger, Jamie-NUU	JR	25	100	4.00
7. Chambers, DeAndre-MSUB	SR	25	93	3.72
8. Wheadon, Blair-WOU	JR	28	102	3.64
9. White, Steve-UAA	JR	29	105	3.62
10. Brown, Justin-SFU	JR	22	78	3.55

**3-POINT FG MADE**

	G	3FG	Avg
1. Alaska Anchorage	29	240	8.28
2. Simon Fraser	24	198	8.25
3. Western Washington	26	214	8.23
4. Western Oregon	28	211	7.54
5. Seattle Pacific	26	180	6.92
6. Central Washington	26	159	6.12
7. MSU Billings	25	149	5.96
8. Northwest Nazarene	25	147	5.88
9. Saint Martin's	28	160	5.71
10. Alaska Fairbanks	25	110	4.40

**FREE THROW PCT**

	CI	G	FTM	FTA	Pct
1. Miller, Jarrett-UAF	JR	25	58	62	.935
2. Allen, John-WWU	SO	25	65	71	.915
3. Johnson, Jody-CWU	JR	24	68	79	.861
4. Downs, Jeff-SPU	SR	26	71	86	.826
5. Wheadon, Blair-WOU	JR	28	102	125	.816
6. Berry, Ricky-SFU	JR	24	109	134	.813
7. Duty, Michael-WWU	SR	26	124	155	.800
8. Long, Kyle-WOU	JR	28	67	86	.779
9. Berry, Jamar-CWU	SR	26	95	122	.779
10. Sweet, Ryan-SPU	SR	26	79	102	.775

**INDIVIDUAL LEADERS****SCORING**

	CI	G	FG	3FG	FT	Pts	Avg
1. West, Parrish-UAF	SR	25	241	29	170	681	27.2
2. Berry, Ricky-SFU	JR	24	181	80	109	551	23.0
3. Brown, Justin-SFU	JR	22	142	36	140	460	20.9
4. Poole, Blake-SMU	SR	28	188	10	151	537	19.2
5. Wheadon, Blair-WOU	JR	28	172	68	102	514	18.4
6. Berry, Jamar-CWU	SR	26	154	39	95	442	17.0
7. Rohde, Taylor-UAA	JR	29	179	0	128	486	16.8
8. Duty, Michael-WWU	SR	26	142	14	124	422	16.2
9. Green, Jeremy-SMU	JR	28	191	9	63	454	16.2
10. Downs, Jeff-SPU	SR	26	131	84	71	417	16.0
11. Poling, Andy-SPU	SO	26	158	0	65	381	14.7
12. Allen, John-WWU	SO	25	121	52	65	359	14.4
13. Blanche, Rory-WWU	JR	25	156	3	42	357	14.3
14. Walker, Brandon-UAA	SR	29	146	60	59	411	14.2
15. Sprinker, Chris-CWU	SR	24	129	5	74	337	14.0

**STEALS**

	CI	G	No.	Avg.
1. Wheadon, Blair-WOU	JR	28	60	2.14
2. Harris, Drew-CWU	SR	26	47	1.81
3. West, Parrish-UAF	SR	25	45	1.80
Chambers, DeAndre-MSUB	SR	25	45	1.80
5. Allen, John-WWU	SO	25	42	1.68
6. Poole, Blake-SMU	SR	28	46	1.64
7. Scott, Chris-CWU	SR	25	41	1.64
8. Henifin, Zach-WWU	JR	26	41	1.58
9. Glynn, Tarance-WOU	SO	28	43	1.54
10. Brown, Justin-SFU	JR	22	33	1.50

**3-POINT FG PCT**

	CI	G	3FG	FGA	Pct
1. Dickerson, Derek-WWU	FR	26	41	90	.456
2. Allen, John-WWU	SO	25	52	118	.441
3. Downs, Jeff-SPU	SR	26	84	195	.431
4. Golden, Anthony-NUU	JR	25	49	114	.430
5. Gill, Mario-UAA	JR	29	42	98	.429
Berry, Jamar-CWU	SR	26	39	91	.429
7. Walker, Brandon-UAA	SR	29	60	141	.426
8. Thompson, Travis-UAA	FR	29	31	74	.419
9. Myaer, Jaxon-MSUB	JR	25	43	105	.410
10. Eisinger, Drew-NUU	SR	25	55	137	.401

**REBOUNDING**

	CI	G	OFF	DEF	TOT	Avg
1. Poole, Blake-SMU	SR	28	115	216	331	11.8
2. Barkdoll, Brian-NUU	SR	25	77	130	207	8.3
3. Barkman, Brett-UAF	JR	25	49	152	201	8.0
4. Glynn, Tarance-WOU	SO	28	70	154	224	8.0
5. Poling, Andy-SPU	SO	26	58	126	184	7.1
6. Rohde, Taylor-UAA	JR	29	86	117	203	7.0
7. Sweet, Ryan-SPU	SR	26	67	114	181	7.0
8. Blanche, Rory-WWU	JR	25	77	94	171	6.8
9. Johnson, Jody-CWU	JR	24	61	98	159	6.6
10. Green, Jeremy-SMU	JR	28	59	117	176	6.3
11. West, Parrish-UAF	SR	25	59	96	155	6.2
12. Duty, Michael-WWU	SR	26	46	108	154	5.9
13. Appiah, Ibrahim-SFU	FR	23	58	78	136	5.9
14. Nelson, Kolton-WOU	SO	27	49	102	151	5.6
15. Mayes, Robert-MSUB	JR	25	45	94	139	5.6

**3-POINT FG MADE**

	CI	G	No.	Avg.
1. Berry, Ricky-SFU	JR	24	80	3.33
2. Downs, Jeff-SPU	SR	26	84	3.23
3. Wheadon, Blair-WOU	JR	28	68	2.43
4. Robinson, Casey-UAA	SR	29	67	2.31
5. Eisinger, Drew-NUU	SR	25	55	2.20
6. Allen, John-WWU	SO	25	52	2.08
7. Walker, Brandon-UAA	SR	29	60	2.07
8. Squiers, Galen-SMU	SR	28	56	2.00
9. Golden, Anthony-NUU	JR	25	49	1.96
10. Chambers, DeAndre-MSUB	SR	25	45	1.80

**FIELD GOAL PCT**

	CI	G	FG	FGA	Pct
1. Barkdoll, Brian-NUU	SR	25	141	209	.675
2. Henning, Emery-MSUB	JR	25	91	141	.645
3. Blanche, Rory-WWU	JR	25	156	251	.622
4. Walker, Darius-NUU	JR	25	93	150	.620
5. Rohde, Taylor-UAA	JR	29	179	293	.611
6. Egwuonwu, Paul-NUU	FR	24	104	176	.591
7. Sweet, Ryan-SPU	SR	26	123	215	.572
8. Poling, Andy-SPU	SO	26	158	286	.552
9. Poole, Blake-SMU	SR	28	188	342	.550
10. Barnes, Tyler-MSUB	JR	25	79	145	.545

**BLOCKED SHOTS**

	CI	G	Blocks	Avg.
1. Sprinker, Chris-CWU	SR	24	50	2.08
2. Gibler, Coby-CWU	SR	25	38	1.52
3. Clyde, Roby-CWU	JR	26	30	1.15
4. Niang, Modou-SPU	JR	25	26	1.04
5. Poling, Andy-SPU	SO	26	27	1.04
6. Young, Dan-WWU	JR	25	25	1.00
Barkman, Brett-UAF	JR	25	25	1.00
8. Poole, Blake-SMU	SR	28	20	0.71
9. Egwuonwu, Paul-NUU	FR	24	17	0.71
10. Rohde, Taylor-UAA	JR	29	18	0.62

## GNAC Adds Post-Season Tournament

For the first time the GNAC is hosting a post-season tournament to determine its automatic qualifiers for the NCAA Division II West Regional tournaments.



Eight teams are competing in both the men's and women's GNAC tournament. All games are being held on GNAC campuses. The quarterfinals are on Monday, Feb. 28 with the top four finishers during the regular-season hosting games.

The two highest remaining seeds will host semifinal games on Wednesday, Mar. 2. The men's championship game will be played Friday, Mar. 4 beginning at 5 p.m. and will be televised by FSN Northwest. The women's championship will be played Saturday beginning at 7 p.m.

## NCAA Division II West Regional



Eight men's and eight women's teams from each of the eight NCAA regions qualify for the 64-team NCAA Division II national tournaments.

Automatic berths are awarded to conference champions. The GNAC and CCAA are holding post-season tournaments this week to determine their automatic qualifiers. The PacWest determines its qualifiers based on regular-season play, which wraps up Saturday.

The regionals will begin on Friday, Mar. 11 with four quarterfinal games. The semifinals are slated for Saturday, Mar. 12 and the championship games will be played on Monday, Mar. 14.

A weekly poll will eventually determine the five at-large teams that will join the GNAC, PacWest and CCAA championships in the eight-team field.

The poll is released each Wednesday afternoon and is available at the NCAA web site at: [www.ncaa.com](http://www.ncaa.com). The regionals will be hosted by one of the qualifying teams, usually the No. 1 ranked team in the final poll.

If all seven other qualifying teams would need to fly to reach the site of the No. 1 ranked team, then the regional will be held at two sites with the No. 1 and No. 2 ranked team each hosting a four-team sub-regional.

The men's regional will be pushed back one day and be played on Saturday, Sunday and Tuesday if Seattle Pacific, Northwest Nazarene and BYU-Hawaii (which can not play on Sunday) are not among the qualifying teams.

## NCAA Division II Elite Eight

The eight regional champions advance to the Elite Eight. The men's Elite Eight will be Mar. 23-26 at the MassMutualCenter Springfield, Mass. The women's Elite Eight will also be Mar. 22-25 at the St. Joseph's Civic Arena in St. Joseph, Mo.

## Previous Champions

### Conference Champions

Men			
2002	Humboldt State	1975	UC Riverside
	Seattle Pacific	1976	*Puget Sound
	Western Washington	1977	Cal Poly Pomona
2003	Humboldt State	1978	San Diego
	Alaska Fairbanks	1979	Puget Sound
2004	Humboldt State	1980	UC Riverside
2005	Western Washington	1981	Puget Sound
	Alaska Fairbanks	1982	Cal State Bakersfield
2006	Seattle Pacific	1983	Cal State Bakersfield
2007	Seattle Pacific	1984	San Francisco State
	Seattle	1985	Cal State Hayward
2008	Alaska Anchorage	1986	Cal State Hayward
2009	Western Washington	1987	<b>MSU Billings</b>
2010	Seattle Pacific	1988	<b>Alaska Anchorage</b>

### Regional Champions

Men			
1958	Chapman	1996	Cal State Bakersfield
1959	Cal State L.A.	1997	*Cal State Bakersfield
1960	Chapman	1998	*UC Davis
1961	UC Santa Barbara	1999	Cal State San Bernardino
1962	Cal State Sacramento	2000	<b>Seattle Pacific</b>
1963	Fresno State	2001	<b>Western Washington</b>
1964	Cal Poly Pomona	2002	Cal State San Bernardino
1965	<b>Seattle Pacific</b>	2003	Cal Poly Pomona
1966	Fresno State	2004	<b>Humboldt State</b>
1967	San Diego State	2005	Cal Poly Pomona
1968	Nevada Las Vegas	2006	<b>Seattle Pacific</b>
1969	San Francisco State	2007	Cal State San Bernardino
1970	UC Riverside	2008	<b>Alaska Anchorage</b>
1971	Puget Sound	2009	Cal Poly Pomona
1972	Southern Colorado	2010	*Cal Poly Pomona
1973	UC Riverside		
1974	UC Riverside		

\*NCAA Champion

## All-Time GNAC Standings

2001-02 to 2010-11	W	L	PCT	W	L	PCT	Home
Seattle Pacific	122	52	.701	198	86	.697	112-24
Western Washington	111	63	.638	188	90	.676	121-26
Central Washington	105	69	.603	160	108	.597	76-34
Alaska Anchorage	100	74	.575	173	117	.597	111-57
Alaska Fairbanks	74	100	.425	130	144	.474	79-65
Western Oregon	69	105	.397	126	145	.465	79-55
Northwest Nazarene	68	106	.391	124	143	.464	73-54
Saint Martin's	57	117	.328	108	166	.394	54-61
Montana State Billings	21	47	.309	34	72	.321	25-31
Simon Fraser	2	16	.111	3	21	.125	3-7
Previous Members							
Humboldt State	62	28	.689	109	37	.747	64-7
Seattle	55	69	.444	96	97	.497	52-34

# Great Northwest Athletic Conference



*Competitive Athletic Programs in Quality Educational Settings*

[www.gnacsports.com](http://www.gnacsports.com)